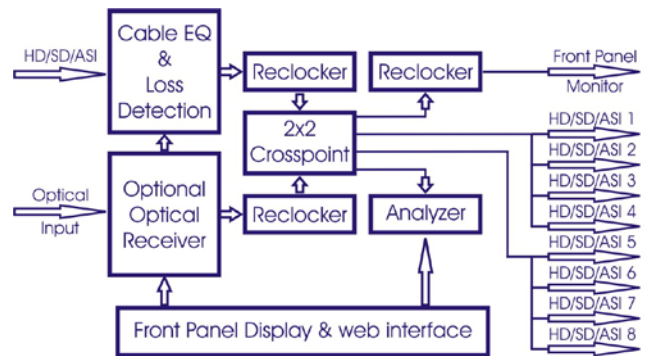




Features

- Supports HD/SDI & ASI signals
- Non-inverting & Inverting cable outputs
- Re-clocking (143; 270; 1438; 1485 Mbps)
- Input routing or failure switching
- Front panel BNC monitoring (Single channel versions)
- Optional digital video analyser sub-module
- Optional Graphical Front Panel & Web based monitoring & control
- TXDA-5000 1300nm Transmitter
- TXDA-5100 1300nm + OLED front panel & web server
- TXDA-5200 1300nm + OLED front panel & web server + analyser
- TXDA-5010 1550nm Transmitter
- TXDA-5110 1550nm + OLED front panel & web server
- TXDA-5210 1550nm + OLED front panel & web server + analyser



Description

The Digital Video Receiver is the complement of the Digital Video Transmitter series. This receiver supports the short haul transmission of SD, HD & ASI formats over single mode fiber optic cable. The module also contains a cable input which can be selected upon optical input loss. Two modules can be cross coupled to form an automatic crossover upon failure. Alternatively, a test pattern generator or logo generator could be switched over upon optical loss.

For multichannel implementations with greater redundancy, each transmitter could be constructed using different wavelength lasers and optically combined using an external passive multiplexer. The incoming fibre link would be split using a passive optical demultiplexer with each wavelength connected to an optical receiver. The Digital Video Receiver is especially suited to mixed data rate environments or installations that may change in the future.

Specifications

Electrical Inputs

Data Rate	143, 270 1483 & 1485 Mbps (re-clocked)
Return Loss	>15dB (5MHz – 1.5GHz)
Cable Eq.	0 to 120m Belden 1694A (HD) 0 to 250m Belden 8281A (SD)
Impedance	75 ohm
Connectors	BNC female

Optical Outputs

Fiber	Single Mode 9/125um
Laser Power	-2dBm (typical, DFB laser)
Connector	SC/PC (other types upon request)
Laser Wavelength	Single Channel 1310nm or 1550nm (other λ on request)

Electrical Outputs

Number of Outputs	8 (complementary) + front panel (non-inverting)
Data Rate	143, 270, 1483 & 1485 Mbps (re-clocked)
Return Loss	>15dB (5MHz – 1.5GHz)
Cable Slew Rate.	Automatic
Impedance	75 ohm
Connectors	BNC female

Alarm & Control Interface

- Graphical front panel display (optional)
- Embedded Web server with 10/100 UTP Ethernet (optional)
- RJ45 UTP on rear assembly
- Major & minor alarm relay contacts (rear assembly)

Supported Standards

- SMPTE - 259M (270Mbit/s), 292M (1483, 1485Mbit/s)
- 305M (SDTI) 310M
- DVB-ASI - EN50083-9 (270Mbit/s)

Compatibility

- Compatible with all SBC modules supporting digital video interfaces
- Compatible with SBC 3RU, 84HP Eurocard frame
- Compatibility with third party frames upon request.

Note

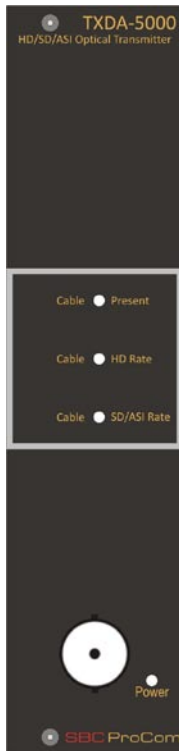
This method can be scaled using external passive optical demultiplexers and alternate laser wavelengths to provide up to 16 independent channels.

Compliances

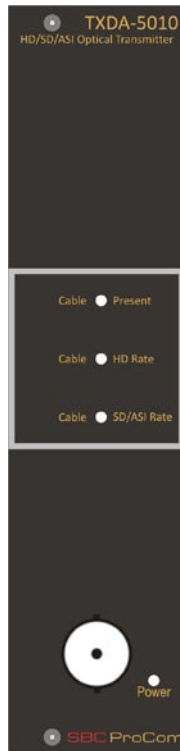
- CE; UL; C-Tick
- RoHS Compliant Directive 2002/95/EC

Ordering Information

- TXDA-5000 1300nm Transmitter
- TXDA-5100 1300nm + OLED front panel & web server
- TXDA-5200 1300nm + OLED front panel & web server + analyser
- TXDA-5010 1550nm Transmitter
- TXDA-5110 1550nm + OLED front panel & web server
- TXDA-5210 1550nm + OLED front panel & web server + analyser



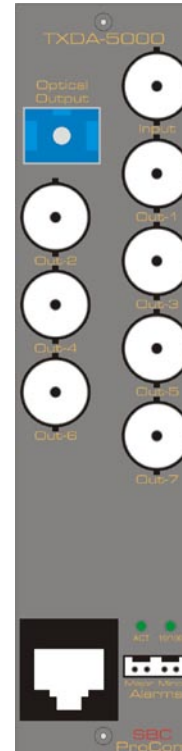
Front



Front



Front



Common Rear



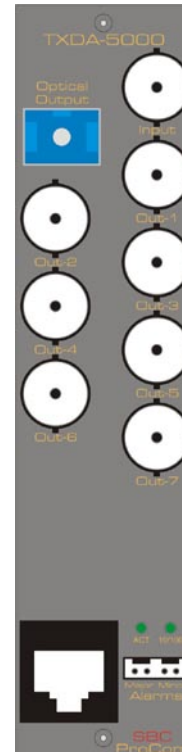
Front



Front



Front



Common Rear

Copyright by SBC 2008. Product Specifications are subject to change without prior notice